





Dear Reader,

We welcome this opportunity to say how pleased we are to introduce to you this extensive range of high quality accessories, each of which has been designed by experts to enable you to enjoy your motoring. Not one of these accessories is a gimmick, each is designed with the definite practical purpose to improve the handling or safety of your motor car, and has been thoroughly tested under all conditions.

A mass produced motor car cannot satisfy the individual requirements of every purchaser, and we have tried to offer a comprehensive range of sensible and worthwhile accessories, so that by your choice, your car can be tailored to your particular requirement.

We trust that within this brochure you will find something of interest to you, and remember, every accessory listed here is backed by the full S. P. Q. R. guarantee which is your constant safeguard for money well spent.

Yours faithfully,

S. P. Q. R.

PRESS COMMENTS

- *'Quite honestly we do not see how anybody could produce a better answer than SPQR's little offering' . . .*
SMALL CAR

- *'SPQR's stylish Major Change remote control gearshift adds a sporty note to the Mini. Those who undertake the modification will be well satisfied with the result'* SPORTS CAR

- *'A first class aid to Mini driving' . . .* THE OBSERVER

- *'The difficulties of fitting a remote control lever to the Mini has been overcome by SPQR Engineering'*
AUTOSPORT

- *'The action was satin-smooth and perfectly precise'* AUTOCAR

- *'Extremely smooth and positive gearchanging is provided by the SPQR Major Change'* THE MOTOR


- *'This new remote control appears so simple that I took it for granted. Any driver can do just this' . . .*
DAILY SKETCH

- *'Very precise, the gears selected with remarkable ease, one notable feature was the mechanism's quietness'*
PRACTICAL MOTORIST

NO MATTER WHAT CLAIMS A manufacturer may make, no amount of glib salesmanship can disguise faulty design or poor workmanship. In addition to our own intensive testing which precedes the release of any new design on the market, our products have been road tested by every important British motoring magazine and the national press.

The SPQR Major Change, star item of the SPQR range, in particular has provoked a considerable amount of press reaction. The following comments have been drawn from the impressive collection of road tests and editorial reviews of the last three years. Sound design and thorough engineering characterise every product of SPQR Engineering, designers and manufacturers of quality accessories for the BMC Mini range and the motor trade in general. Buy right and drive with absolute confidence!

MAJOR CHANGE GEAR SHIFT



Specify Right hand or Left hand
drive when ordering.

Complete answer to the slow and cumbersome standard gearchange on all BMC Mini products (excluding the Austin and Morris Cooper models), the Major Change is a beautifully engineered remote control linkage, designed for swift, positive gearchanges. The gear lever falls conveniently to hand, essential for users of safety harness.

Of robust construction, the linkage between the gearshift and the gearbox is isolated by rubber mounted, self lubricating bushes thus eliminating transmission vibration and noise.

The linkage is mounted inside the car and is topped by an attractive polished black, glass fibre casing. A De Luxe version trimmed in black vinyl imitation leather is also available.

The Major Change is supplied in kit form, complete with comprehensive fitting instructions, templates, fixing screws and sealing compound. It can be installed in a matter of hours by the average handyman, using only the normal tool kit.

Extensively road tested by every leading British motoring journal, and the subject of favourable editorial reviews, the Major Change is fully guaranteed for twelve months.

ADJUSTAFIT ACCELERATOR KIT



A complete and unique throttle linkage, designed with both the enthusiast and the family motorist in mind. Essential for heel-and-toe gearchanging and yet adjustable for maximum driving comfort, this has been designed by SPQR to give sensitive control, especially when twin carburetors with their two return springs have been fitted. Used in conjunction with the standard layout, control becomes effortlessly smooth.

The assembly consists of a specially designed anti-friction throttle cable unique to SPQR, a robust transfer linkage mounted in an alloy bearing block complete with grease nipple, an alloy lever adjustable on the transfer linkage and having a roller contact to the organ type polished alloy pedal. The pedal itself is adjustable on a slider platform for correct foot angle.

Complete with fitting instructions. Right hand drive only.

REMOTE SWITCH PANEL

Safety belts are a very worthwhile safety fitment, but they make accessibility of the controls difficult in many cars.

We have solved this problem for the Mini owner with our compact Remote Switch Panel. No longer does the owner have to struggle against his retaining harness to reach the lights, wiper and windscreen washer controls, they are conveniently placed beneath his right hand on the Switch Panel. The panel is mounted in the top forward corner of the driver's door, and it requires the drilling of only one hole to fix in position. To it are transferred all the switches and the wiper control from the fascia panel. The wiring loom colour coded and complete with snap on connectors contains the extension tubing for the windscreen washer. Switches for headlamp flasher and fog light are provided, and provision is made for three auxiliary switches by removing the rubber blanking grommets. Extra cables are provided within the loom for auxiliaries and radio. The Switch Panel is to the customer's high SPQR standard in an attractive black finish with a fine mahogany veneered top. In the top can be mounted one of the three ash trays fitted to the Mini. Blanking



plates are provided to seal off the apertures left in the fascia when the switches are removed, and the aperture from which the ash tray is taken. Comprehensive fitting instructions

with a wiring diagram supplied.

A functional accessory which will enhance the appearance of any Mini and add to its value. Right and Left hand drive. Specify when ordering.

SPEED BRACE

The Speedbrace has been designed so that wheel changing is no longer the tiresome dirty operation it has always been. So simple that the brace can be used by a child, this device means that wheel changing can be accomplished in the minimum of time. The Speedbrace is clean, compact and convenient. Clean because it is unnecessary to touch either the wheel nuts or the wheel, compact because it stores away in less space than

the standard brace, convenient because the pouch used for handling the wheel becomes the packaging when not in use. In use the packaging opens out forming a waterproof strip, with pockets at either end. The tommy bar housed in the head of the brace is taken out and the

hook end used to remove the wheel trim or hub cap--no more levering with a screwdriver. Slotted into position through the brace, the tommy bar is then used to spin off the wheel nuts, these being retained by the special magazine head--they cannot be

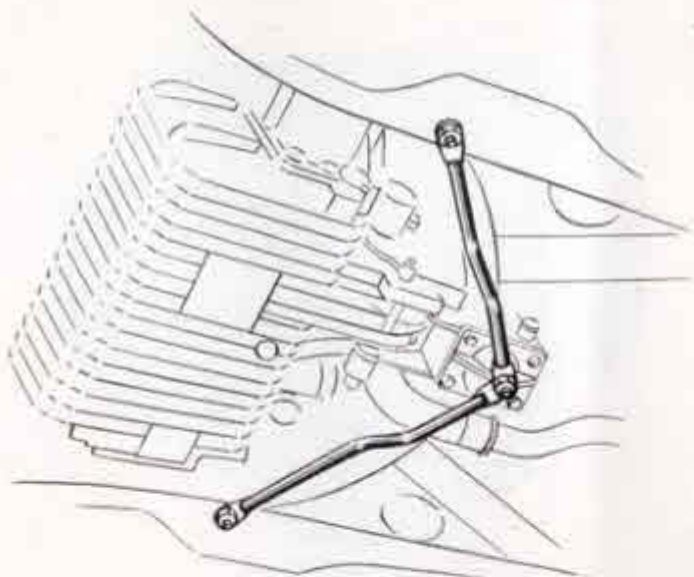
lost or refitted wrongly. The hands are placed in the pockets of the wrappings, the wheel lifted off and replaced by the spare. The sequence is then reversed, the magazine automatically feeding the nuts to the mouth of the brace. When the operation is complete, the brace once more packs away neatly in its wrapping and stowed in the boot. Original, unique, the Speedbrace is an essential which no motorist can afford to be without. No more oily hands. Messy

clothes--even change wheels in tie and tails--the Speedbrace is your constant guard against the inevitable puncture which happens at the worst possible time.



Speedbrace available for most popular makes of car using 11/16" A. F. ; 3/8" Whitworth ; or 3/4" A. F. wheel nuts. Austin ; Ford ; Hillman ; Jaguar ; Morris ; Riley ; Rover ; Sunbeam ; Singer ; Vauxhall and Wolseley.

ENGINE STABILISING KIT



Exhaust pipe fracture is a frequent trouble with tuned Mini models, caused by the effects of additional torque on the exhaust system. We have designed a pair of robust stabilising rods which link the base of the engine to the chassis sub frame. Not only do these rods remove all stress from the exhaust system, but they also yield far greater engine stability, positive gear-changing and smoother running. Non-standard exhaust systems can also be fitted.

The stabiliser rods can be simply fitted and require the drilling of only two holes in the sub frame. All parts are cadmium plated and complete fitting instructions are provided. An absolute must for all tuned or converted Mini variants and a worthwhile fitment to standard models. Its cost can be offset many times over by the saving in exhaust system replacement.

Fits either Right or Left hand drive.

TACHOMETER COWL

A rev. counter housing made of aluminium alloy and finished in crackle black enamel. Designed to mount the Smith's or Speedwell 3½" Electronic Tachometer, and heavily hooded to prevent glare or reflection in the windscreen. The base of the cup has a flat platform to accept varying types of mounting brackets, or to allow the customer to make a mounting to suit his particular requirement.

Mountings available:

Mini - all types including Cooper, Elf and Hornet - Right or Left hand drive.


Morris 1100 - Right hand drive only.

Austin 1100 - Right hand drive only.

M. G. 1100 - Right hand drive only.



ACCELERATOR ORGAN PEDAL



An organ pedal made in polished aluminium alloy, fixed to the floor of the car on a slider platform, enabling the angle of the pedal to be adjusted as required.

Grease nipple provided for lubrication.

The back of the pedal makes a silent friction free contact with the existing pedal because it is coated with Molybdenum Disulphide impregnated nylon bonded to the metal.

Not suitable for left hand drive Minis.

MINI BIN

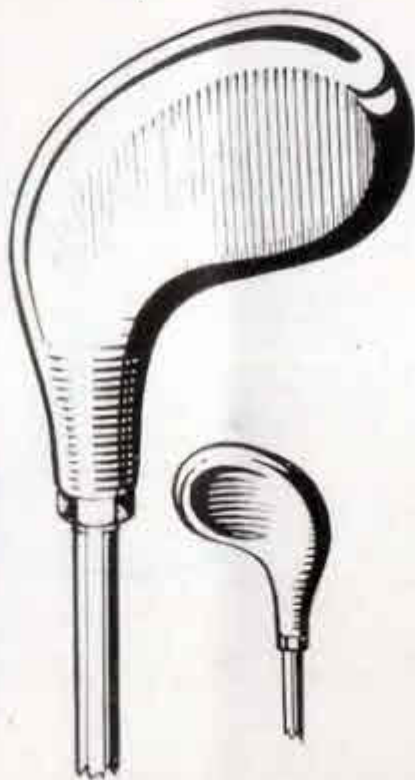

Parcel space has always been one of the more popular features of the BMC Mini range, however accessibility of smaller items such as cigarettes and matches, pencils and sunglasses etc. can become a problem if the luggage bins are cluttered. Storage space for these frequently required items can become particularly tiresome if one of the proprietary special dashpanels is fitted.

The SPQR Mini-Bin has been designed with this problem in mind. An oddments bin, beautifully laminated in mottled silver grey glass fibre, fitting neatly in the door pocket, it is available in both left and right hand fittings.

It can be easily removed for cleaning and since the material is burn proof, the Mini-Bin has a special attraction for pipe smokers.



CROTCHET GEAR KNOB



Praised by delighted buyers everywhere, these unique gear lever knobs offer a complete breakaway from current trends. Individuality of appearance combines with practical design to give a product which is really different and a delight to use.

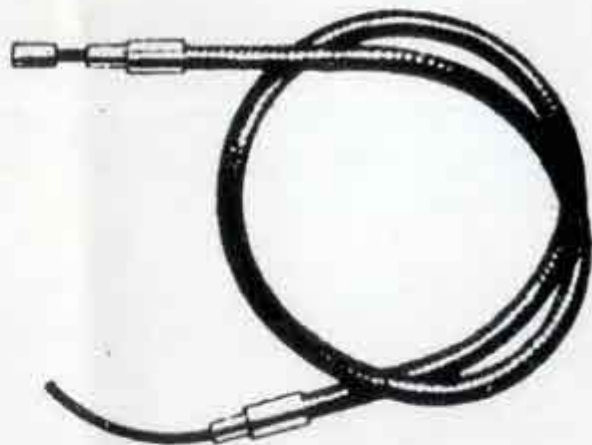
Finished in polished alloy these Crotchet Gear Knobs have an original hand-hugging reverse contour for lightning fast gearchanging.

For sloping or upright gear levers.

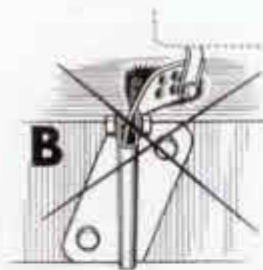
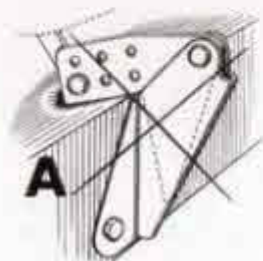
ANTI-FRICTION CABLE

A constantly sticking throttle is a most irritating feature of many modern cars. Our anti-friction cables have been designed to eliminate this problem. Of extra length, they eliminate sharp radius curves in the throttle linkage thereby reducing both wear and any tendency to stick. A very worthwhile investment at nominal cost, for smoother, safer driving at all times.

For most popular models, easily distinguishable by its characteristic red cover and simply installed.



SEAT ADJUSTER BRACKETS



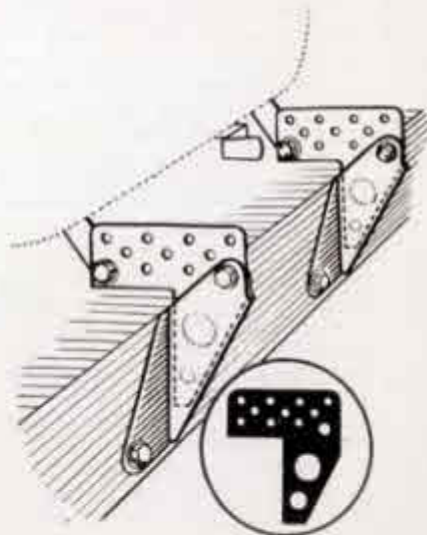
DON'T be fooled by a pretty price! These drawings illustrate what can happen if an inferior design is chosen. Drawing A shows the damage caused where weight is carried by the chassis crossmember. Drawing B shows buckling of inferior gauge metal brackets under extreme loading.

Sold in pairs, The SPQR Seat Adjusters are essential for tall drivers who require the maximum possible leg room. Simple to install, the brackets give 3 inches of rearward seat adjustment at three height positions. Fitted in conjunction with one of our Steering Column Adjusters, they provide a driving position unequalled for comfort and convenience.

It is essential when purchasing items of this type that the right design is chosen. The design must be absolutely accurate, as well as possessing sufficient strength to withstand the very considerable stresses imposed. Seat adjusters during an emergency, may be called upon to withstand a loading twenty times greater than normal, especially if seat harness is being used . . . **WITHOUT FAILURE.**

The SPQR design takes the stress directly through the original seat mounting and does not, unlike certain alternatives currently on the market, rely on the chassis crossmember which is of light gauge metal. With this latter type of design serious structural damage will occur.

Supplied with fixing bolts and fitting instructions, all parts cadmium plated.



REMEMBER.
You can't put a price on safety.
Buy safe, buy SPQR.

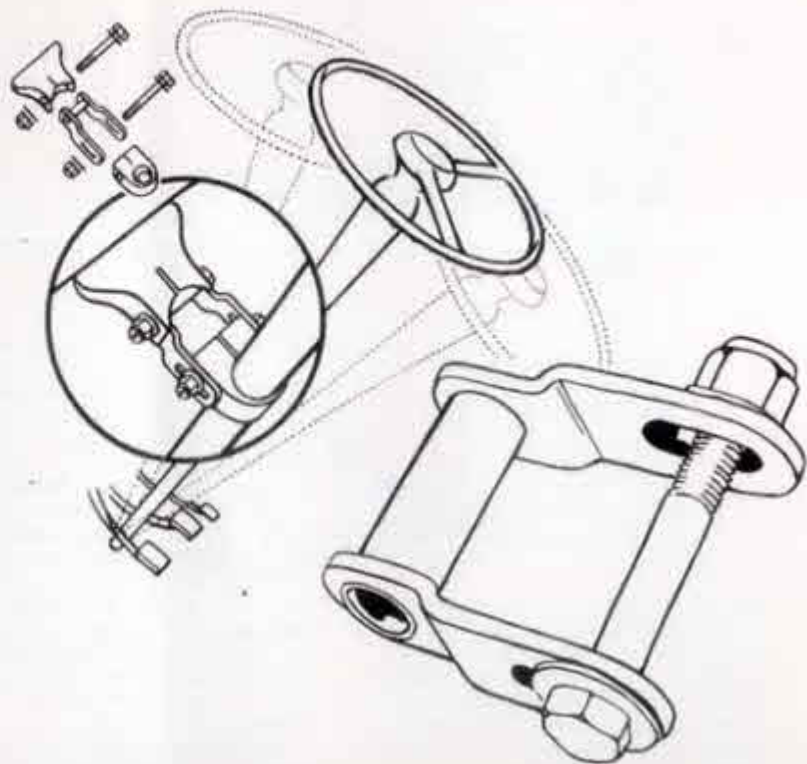
STEERING COLUMN ADJUSTER

Easily fitted, the column adjuster enables the steering column to be raked downwards giving a better driving position and the maximum comfort behind the wheel.

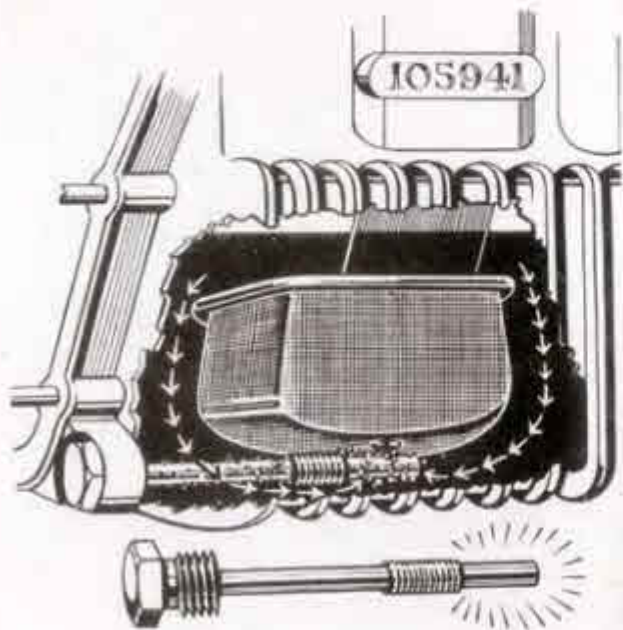
SPQR were the first to design and produce this simple bracket, but others have since appeared on the market. Our product is not the cheapest, but it is unrivalled for rugged quality. Remember, not only does this bracket have to withstand the normal stresses of everyday driving, it must also possess sufficient lateral strength to withstand the loads of a driver hoisting himself out of the car by the steering wheel.

We are confident that our Column Adjuster represents the finest value for money on the market today.

Complete with fitting instructions. Finished in polished chromium.



MAGNETIC DRAIN PLUG



Of unique design, this drain plug makes use of an exceptionally high flux magnet immediately below the oil suction pipe (see illustration) to separate and retain particles of metal which normally circulate with the oil. The magnet attracts and retains these particles before they can reach the oil pump thereby protecting it and the engine from damage. Cadmium plated, this item is an essential for any Mini owner, in fact an essential he or she cannot afford to be without.

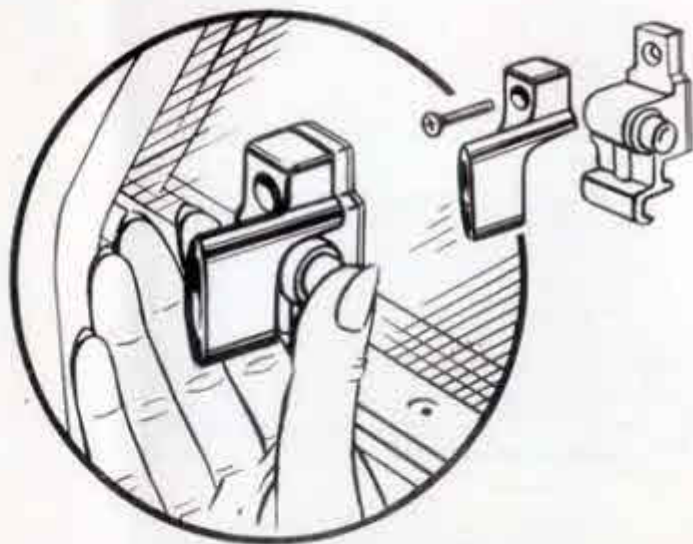
Suitable for Mini Coopers, BMC 1100 and Austin 1800.

WINDOW CATCH FINGER GRIP

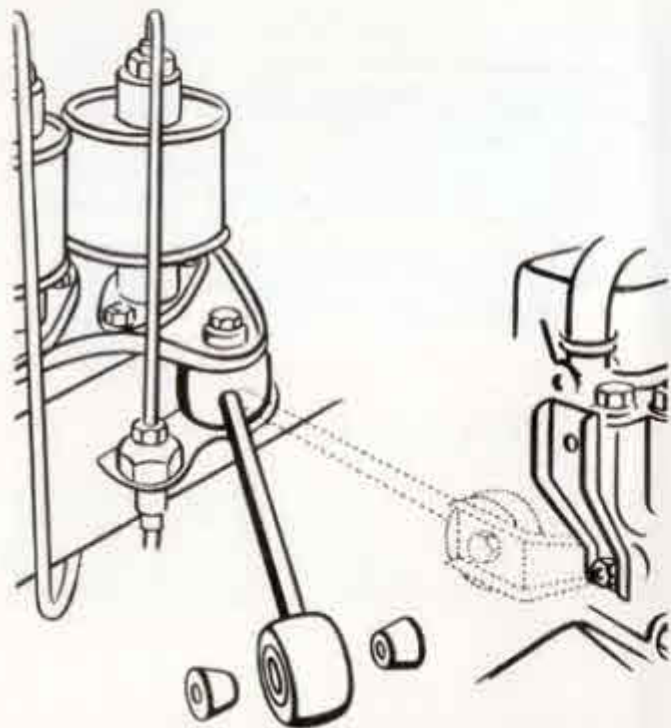
A worthwhile accessory, easily fitted by the average handyman, which requires only the removal and refitting of a Phillips screw. Designed to make the opening of the Mini forward window a simple operation (see illustration) its primary feature is its convenience. The window can be opened quickly and simply without fumbling and consequent distraction of the driver's attention from the road. Fits into position over the existing window catch quickly and simply.

Please state whether Metal or Plastic window catches are fitted to your car.

Available for driver and passenger door.



ENGINE STABILISING CONES



The SPQR engine stabiliser cones are essential for all Mini models registered before February 1963. For such a nominal cost, no Mini owner should be without them, for they can save pounds in repair bills.

A pair of cones which compress the rubber mounting of the engine tie rod, the SPQR Stabilising Cones reduce engine movement, thereby reducing metal fatigue of the exhaust pipe. They also give a noticeably firmer gearchange and reduce lost motion of the gear lever itself. Any Mini owner who has been plagued by exhaust pipe fracture will immediately appreciate their worth. (Note: the exhaust pipe is designed to act as an engine damper.)

Cadmium plated and supplied with fitting instructions.

RADIATOR MUFF

The Rad-Muff is made from high quality rubber unaffected by climatic conditions. It is shaped to cover the complete grille and has two flaps, one on either side, which can be buttoned back for air intake control.

Fitting takes less than half a minute and it is as straightforward as the design. The Rad-Muff is held in position by rubber mountings, there are no metal fittings to scratch or score chrome and paintwork and no drilling is needed.

The advantages are numerous: much improved engine efficiency in cold weather, better starting, more effective heater, improved fuel consumption, reduced engine wear — the list is endless! Remember too that with a Rad-Muff fitted the chances of damp getting into the ignition are much reduced.



The Rad-Muff costs a fraction of more conventional blinds and is of wholly British manufacture backed by a two year SPQR guarantee. Truly a sound investment!

For the complete BMC Mini and Cooper range, van and estate car — except Riley Elf and Wolseley Hornet. Supplied in standard black only. Please state make and model when ordering.



ENQUIRIES
OVERSEAS ENQUIRIES

S.P.Q.R. ENGINEERING CO.,
ROWLANDS CASTLE,
HAMPSHIRE,
ENGLAND.

OVERSEAS ENQUIRIES TO EXPORT DIVISION