



MAGNA Light Alloy Wheels



MAGNA wheels can be substituted for Rudge-splined (knock-off) wire wheels by the use of the special MAGNA Knock-Off Adapter. This adapter is furnished in 42 mm or 52 mm sizes. It consists of a steel splined hub and a 3-eared KO nut. The KO Adapter is made to fit the MAGNA wheel precisely. KO MAGNA wheels are always supplied with the adapter fitted to the wheel.

MAGNA wheels, providing they are the recommended size for the car in question, can be fitted directly onto the hubs without the need for spacers. This insures a positive fit and results in a weight savings.

AVAILABLE FOR:	Diameter	Rim Size	Price
BMC Mini and Mini Cooper	10"	5.0"	\$34.00
	10	5.5	36.00
	10	6.0	38.00
	10	6.5	42.00
BMC 1100 Series (M.G. Sports Sedan, etc.), BMW 700S, Sunbeam Imp, Fiat 600, Simca 1000	12	5.5	45.00
	12	6.0	47.00
	12	6.5	49.00
	12	7.0	51.00
A-H Sprite, BMW 1600, Corvair, Datsun SPL-310, Fiat 850 & 124S, Ford Cortina, Mercedes-Benz 190/220, M.G. Midget, Sunbeam Alpine & Tiger, Toyota, Triumph Spitfire & GT6, etc.	13	5.0	45.00
	13	5.5	48.00
	13	6.0	50.00
	13	6.5	53.00
	13	7.0	55.00
	13	7.5	57.00
	13	8.0	59.00
	13	8.5	61.00
	13	9.0	63.00
BMW 1800/2000TI, Ford Mustang, Glas 1300/1700, MGB, Rover 2000	14	5.5	55.00
	14	6.0	57.00
	14	6.5	59.00
	14	7.0	61.00
A.C./Cobra, Alfa-Romeo, A-H 3000, Jaguar (A10), MGA, Porsche 911/912, TR 2, 3, 4, 4a, TVR, VW 1600, Volvo	15	5.5	60.00
	15	6.0	61.00
	15	6.5	62.00
	15	7.0	64.00
	15	7.5	66.00
	15	8.0	68.00
	15	8.5	70.00
	15	9.0	73.00
	15	9.5	75.00
15	10.0	77.00	

These prices include chromed dome sleeve nuts and dust caps. Extra nuts: 90¢; extra caps 90¢ each. Knock-off adapters (42mm or 52mm) \$25.00 each. Complete conversion set consisting of 5 knock-off splined hubs and 4 KO nuts: \$100.00.

Standard color: hammertone silver. Special colors: \$3.00 extra per wheel.

ALL PRICES F.O.B. LA JOLLA


MAGNA Precision Light Alloy Wheels



Manufactured by J. A. Pearce Engineering, Ltd., one of England's leading race car chassis specialists. Tested by Dunlop to insure maximum strength and safety.

Compare these features:

1. **FULLY MACHINED** flanges, rims and mounting surfaces for precise roundness.
2. **DEEP RIBS** radiating from hub brace rim section, increase cooling.
3. **CHROMED STEEL DOME NUTS** of high tensile alloy supplied at no extra cost.
4. **EXTRA WIDTH** for best results with today's wide section tires.
5. **LIGHT and STRONG LM9** cast aluminum alloy will stand 16% greater elongation than magnesium. Uses regular lead weights.
6. **NO SPACERS NEEDED** — $\frac{1}{2}$ " or less offset from stock. Extra rim width increases track without using spacers which only add weight.
7. **HANDSOME STYLING** — inside and out! On the MAGNA even the inside of the wheel is beautiful. Entire design shows careful attention to detail.




Mk 1

MAGNA Mk 2 WHEEL

For competition use. Your choice of precision gravity-cast LM9 Aluminum or Magnesium.

Made to special order only. Includes all fittings—bolt-on, knock-off peg drive, etc. Write for data sheet to tailor wheel to your particular needs. Price on application.



13" diameter with 6" to 14" rim widths
15" diameter with 6" to 16" rim widths

AVAILABLE FOR:	Diameter	Rim Size	Weight	Price
Mini Range	10"	5.0"	5.75 lbs.	\$25.95
	10"	6.0	6.00	33.95
BMC 1100, Imp, etc.	12	5.5	9.00	44.95
	13	5.0	9.75	46.95
BMC, Ford, Sunbeam, etc.	13	5.5	10.00	47.95
	13	6.0	10.25	49.95
MGB, Rover 2000, etc.	14	5.5	12.00	54.95
A-H 3000, Porsche 911, 912	15	5.5	14.00	59.95

DISCONTINUED


BE SURE TO SPECIFY MAKE, MODEL, AND YEAR



12, 13 & 15" WHEEL



14" WHEEL



10" WHEEL

 **THE MOTORING SHOP**

621 PEARL ST., LA JOLLA, CALIF. 92037

P.O. Box 432, La Jolla, Calif. 92037, (714) 454-7701