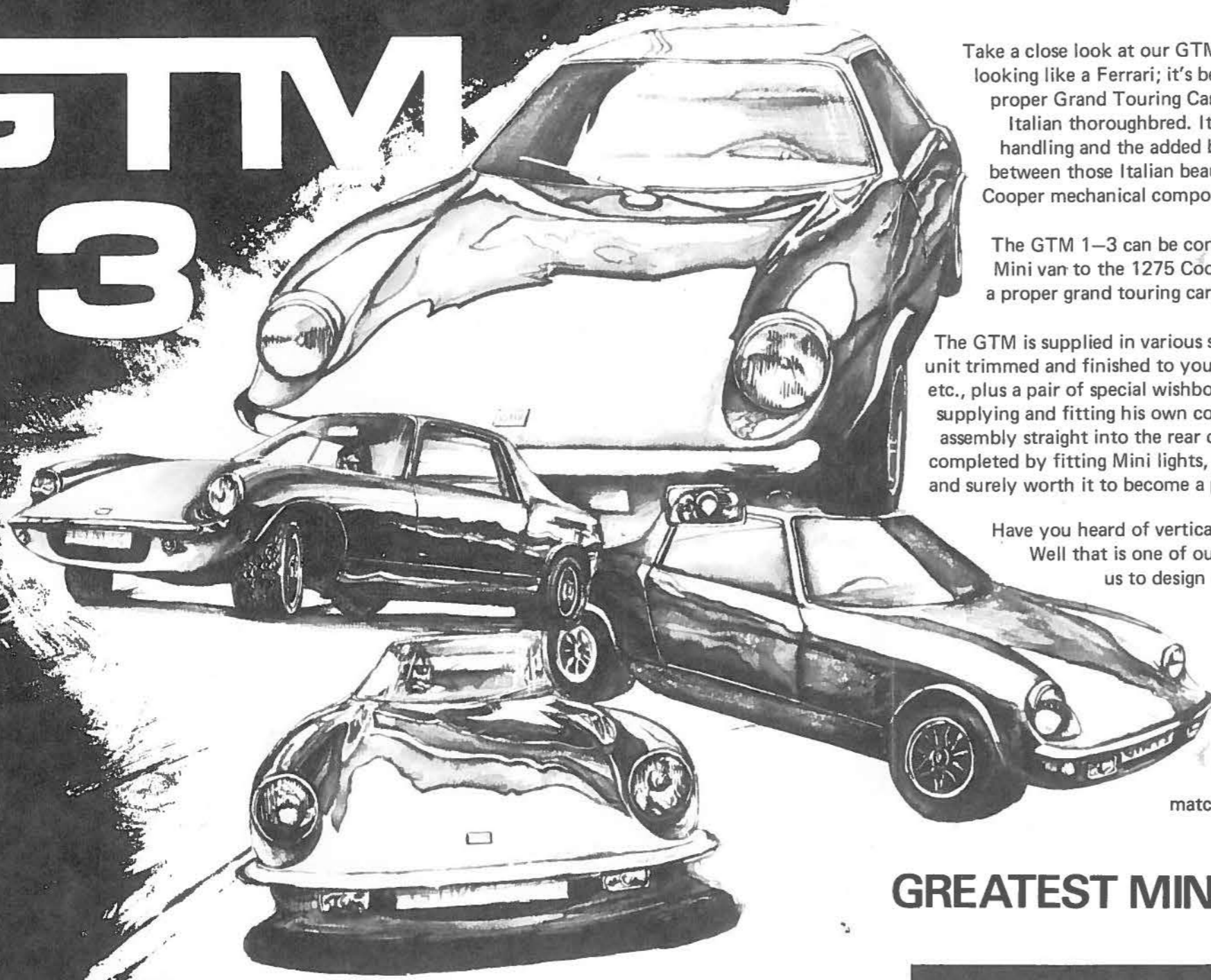


GTM 1-3



Take a close look at our GTM 1-3. What do you see? That's right. It's mid engine like a Lamborghini, it's good looking like a Ferrari; it's beautifully engineered out of best materials; it has a full steel chassis. In fact it is a proper Grand Touring Car, not just another special. Yes, our GTM 1-3 has all the qualities of an expensive Italian thoroughbred. It offers room for two people and their luggage, high performance, sensational handling and the added bonus of great fuel economy, because of its wind cheating shape. The only difference between those Italian beauties and our GTM is that ours is an inexpensive kit based on BMC Mini - Mini Cooper mechanical components.

The GTM 1-3 can be constructed by the average handyman using BMC Mini components from the 850cc Mini van to the 1275 Cooper 'S'. Naturally common sense is essential but for the customer who yearns for a proper grand touring car the GTM must be the answer.

The GTM is supplied in various stages of completion but basically we supply you, the customer, the body/chassis unit trimmed and finished to your choice, but complete with doors, windows, laminated screen, locks, catches, seals etc., plus a pair of special wishbones for tying up the steering. Having received the kit the customer completes, by supplying and fitting his own complete front end of a Mini, i.e. engine, subframe, suspension, radiator as a sub assembly straight into the rear of the GTM, then another set of suspension is fitted to the front and the car is then completed by fitting Mini lights, instruments, pedals, bumpers, steering column, etc. Really not a very difficult job and surely worth it to become a proper GT man.

Have you heard of vertical integration?

Well that is one of our policies; it means we produce as much as we can ourselves. Not only does it allow us to design everything to do the job properly, but it also means we can get quality and accuracy.

We produce our own body, chassis, doors, hinges; even our own seats to ensure a good product.

The GTM 1-3 can be supplied in any one of six fantastic colours (for which we are quite famous) all with matt black rear section.

The interiors are finished in best quality materials, including bound edge carpets, matching roof lining, door panels and seat centres in Bri-Nylon.

GREATEST MINI-BASED GT CAR ON THE MARKET

To complete your GTM once you have purchased a Kit the customer has to supply his own mechanical components. Being all Mini parts they are not difficult to obtain and one should not find a problem to buy most of them at breakers yards, or mini dealers.

Basically, as the GTM uses two Mini front subframes and suspensions, the major parts that are required are,


1. A set of front suspension and hubs etc. to fit at the front, without drive shafts. The Mini fuel tank, radiator, rack, spare wheel, fit under the bonnet also.
2. A complete front end of a Mini - Mini Cooper. i.e. subframe, suspension hubs, engine gearbox to fit at rear, with the steering column tied up by special bottom wishbones, which are supplied in the Kit and finally parts like steering column, pedals, instruments, handbrake, lights etc.




The GTM offers room for two people and their luggage, high performance, sensational handling and the added bonus of great fuel economy because of its low frontal area and aerodynamically good body shape.



GTM own semi-reclining seats



Rear end with separate lockable luggage lid and rear mounted radiator for easier construction and more room.



GTM exhaust system and wishbones

Specification

Chassis. Sheet steel semi monocoque made from 20 and 22 gauge and argon electric welded. An extremely strong rigid and safe design.

Body Is made from fire resistant fibreglass and although bonded to the chassis it is not stressed, thus preventing cracking, both chassis and body are treated with special etch and rust proofing primers.

Major Dimensions

Wheelbase	84 inches
Track (front and rear)	48 "
Overall length	128 "
" width	56 "
" height	43 "
Ground clearance	5 "
Interior height	37 "
" length	57 "
" width	49 "
Weight (road trim)	10½ cwt.

A number of the Mini components have to be slightly modified - mainly front suspension cones, and trumpets, clutch and brake pedals, steering column, gearchange, steady bars. GTM offer an exchange scheme. Full instructions, drawings and plans are supplied with each kit.

Performance

This is dependent upon engine size as one can install any of the transverse Mini-1100 range, i.e. 850cc - 1300cc.

E.G. with a 1300cc engine:

0 - 60mph 6 - 7 secs
Top speed 115mph.
Fuel consumption 35mpg average

Although we consider the GTM to be the finest and best engineered kit on the market we obviously reserve the right to make changes without notice in prices, colours, equipment and specification.

KMB Auto Sports Ltd
Manufacturers of GTM Cars . Specialist Car Builders
Engine Preparation and Tuning

228 - 230 MILL ROAD
WELLINGBOROUGH
NORTHANTS
Telephone 0933 - 225337